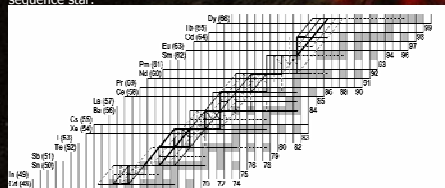
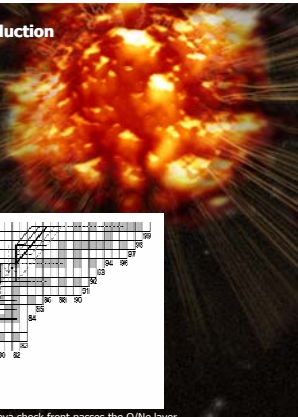


α -capture and elastic scattering on p-nuclei for the improvement of the optical model potential

A. Palumbo¹, J. Görres¹, H. Y. Lee¹, W. Rapp^{1,2}, W. Tan¹, M. Wiescher¹, D. Galaviz Redondo², Z. Fülöp², Gy. Gyürky³, E. Somorjai³, N. Özkan⁴, T. Güray⁴
 A. Palumbo¹, J. Görres¹, H. Y. Lee¹, W. Rapp^{1,2}, W. Tan¹, M. Wiescher¹, D. Galaviz Redondo², Z. Fülöp², Gy. Gyürky³, E. Somorjai³, N. Özkan⁴, T. Güray⁴
 1. Nuclear Structure Laboratory, University of Notre Dame
 2. National Superconducting Cyclotron Laboratory, Michigan State University
 3. Institute of Nuclear Research, Atomki (Hungary)
 4. Kocaeli University (Turkey)

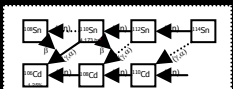
Introduction

P-nuclei are thought to form through photodisintegration reactions on seed r- or s- nuclei of mainly (γ, n) (γ, α) and (γ, p) types. This requires high temperatures of $T_9 \approx 2-3$. Possible production sites may include Type II supernovae or x-ray bursts in a binary system that is accreting mass from a main sequence star.



Synthesis trail of the proton rich nuclei when the supernova shock front passes the O/Ne layer

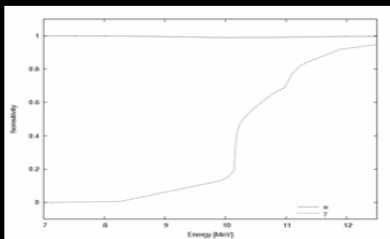
Abundance calculations for the p-nuclei involve an extended network of about 20,000 nuclear reactions of almost 2000 nuclei with masses ranging from 12 to 210. These rates are calculated with the statistical Hauser Feshbach Model (HF-Model) which is based on the reliability of the α -optical nucleus potentials.



P-process reaction flow at the Cd-Sn region. For simplicity, only even-even isotopes are shown, hence the (γ, n) arrow indicates two subsequent neutron emissions. The solid arrows show the main reaction flow path while dashed arrows indicate weaker branchings.

$$\sigma_{\alpha} \approx \frac{\lambda^2}{4\pi} \frac{1}{(2J_f+1)} \sum_{J_i} (2J_i+1) \frac{T_{\alpha}(J_i) T_{\gamma}(J_f)}{T_{\text{tot}}(J_i)}$$

T_{α} measures probability for forming the compound nucleus
 T_{γ} decay of compound nuclear state into the residual nucleus and a γ
 T_{tot} total transmission coefficient for the decay of the compound state



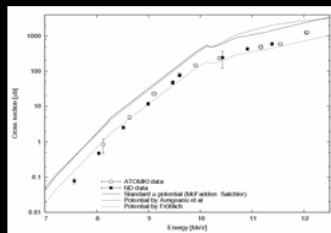
Sensitivity of the (α, γ) cross section to a variation in the α and γ widths, respectively. The sensitivity is given as a function of the alpha c.m. energy. It ranges from 0 (no change) to 1 (the cross section is changed by the same factor as the width).

Comparison of Experiment to Theory


There is a discrepancy between the experimental cross section measurements and the theoretical values (NON-SMOKER). This is largely due to the lack of experimental data. Currently, only a few α -induced reaction rates have been measured.



Two ND clover detectors in close geometry (9mm between detector and target).

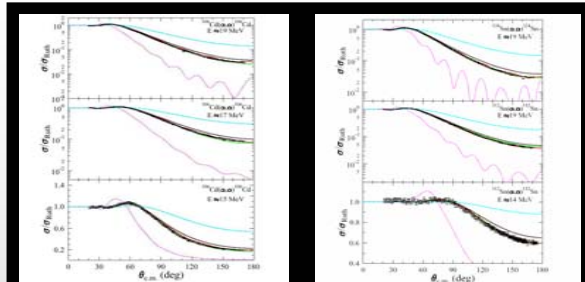
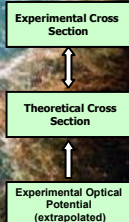
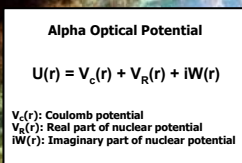


Experimental cross sections of the $^{106}\text{Cd}(\alpha, \gamma)^{110}\text{Sn}$ reaction compared to NON-SMOKER predictions, using three different α -nucleus potentials: McFadden and Satchler [1], Avrigeanu et al. [2], and by Fröhlich [3,4].



The same as above figure except it is the $^{106}\text{Cd}(\alpha, \gamma)^{109}\text{Sn}$ and $^{106}\text{Cd}(\alpha, p)^{109}\text{In}$ reactions.

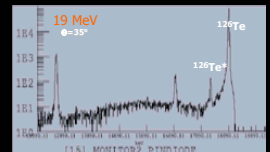
(α, α) experiments at low energies



Experimental Rutherford-normalized cross section for $^{106}\text{Cd}(\alpha, \alpha)^{106}\text{Cd}$ versus $\theta_{c.m.}$ and $^{110}\text{Sn}(\alpha, \alpha)^{110}\text{Sn}$ and $^{124}\text{Sn}(\alpha, \alpha)^{124}\text{Sn}$ versus $\theta_{c.m.}$

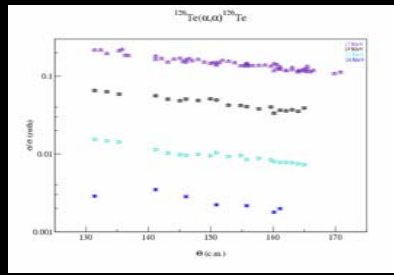
Future Experiments

Temperature dependent models of the optical potential take into account a variation in energy and mass along an isotopic chain [6]. Future work includes alpha scattering on ^{126}Te , ^{127}Te , ^{128}Te .



Rutherford normalized cross section

$$d\sigma/d\Omega(\theta) = (d\sigma/d\Omega)_R(\theta=35^\circ) N(\theta) N(\theta=35^\circ) \Delta\Omega_R/\Delta\Omega$$



Experimental Rutherford-normalized cross section for $^{126}\text{Te}(\alpha, \alpha)^{126}\text{Te}$

References

1. L. McFadden and G.R. Satchler, Nucl. Phys. 84, 177 (1966)
2. M. Avrigeanu, W. von Oertzen, A.J.M. Plompen, and V. Avrigeanu, Nucl. Phys. A 723, 104 (2003)
3. C. Fröhlich, diploma thesis, University of Basel, Switzerland, 2002
4. T. Rauscher, Nucl. Phys. A 719, 73c (2003); A725 295 (2003)
5. D. Galaviz Redondo, PhD thesis, Technische Universität Darmstadt, Germany, 2004
6. M. Avrigeanu, W. von Oertzen, and V. Avrigeanu, Nucl. Phys. A 764, 246 (2006)

